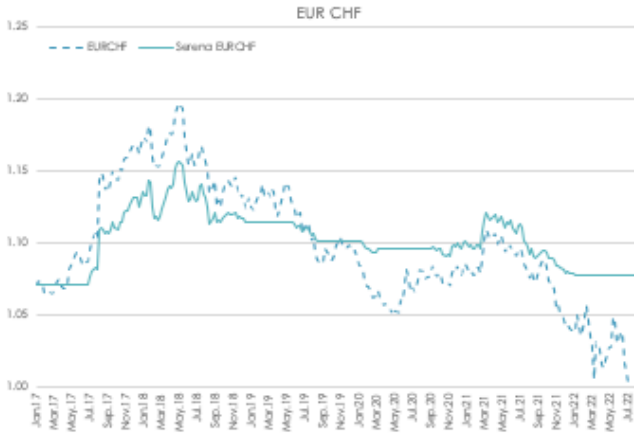


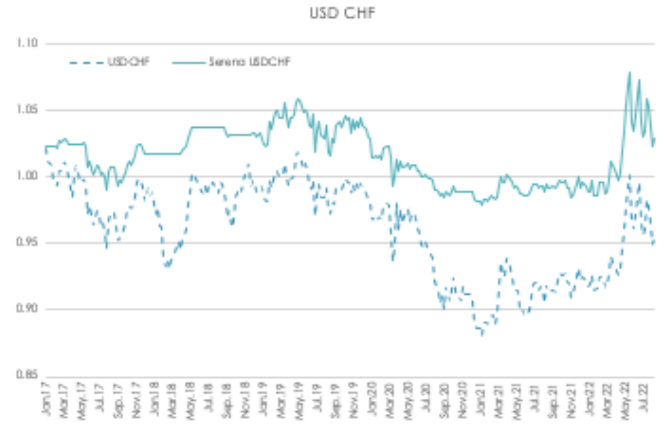


Performance sur les devises



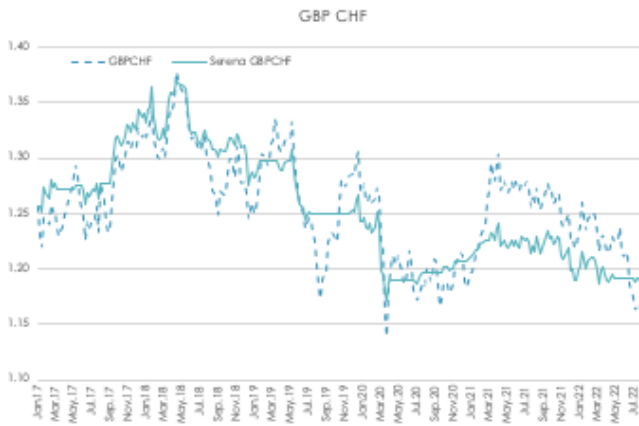
	Serena EUR CHF	EUR CHF
Total Return (in %)	0.67%	-9.11%
Annualized Return (in %)	0.12%	-1.67%
Annualized Volatility (in %)	2.26%	4.59%
Sharpe Ratio (Risk-Free rate = 0)	0.05	-0.36

Period : 03 Jan 17 - 09 Aug 22



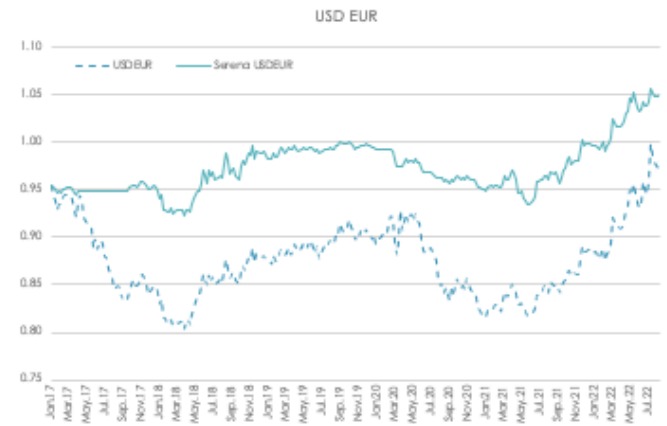
	Serena USD CHF	USD CHF
Total Return (in %)	0.53%	-6.51%
Annualized Return (in %)	0.09%	-1.18%
Annualized Volatility (in %)	4.79%	7.02%
Sharpe Ratio (Risk-Free rate = 0)	0.02	-0.17

Period : 03 Jan 17 - 09 Aug 22



	Serena GBP CHF	GBP CHF
Total Return (in %)	-5.69%	-8.16%
Annualized Return (in %)	-1.03%	-1.49%
Annualized Volatility (in %)	4.30%	7.91%
Sharpe Ratio (Risk-Free rate = 0)	-0.24	-0.19

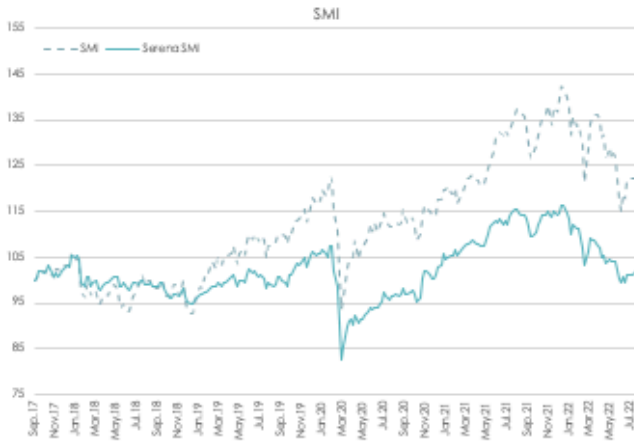
Period : 03 Jan 17 - 09 Aug 22



	Serena USD EUR	USD EUR
Total Return (in %)	9.97%	2.87%
Annualized Return (in %)	1.69%	0.50%
Annualized Volatility (in %)	3.65%	6.96%
Sharpe Ratio (Risk-Free rate = 0)	0.46	0.07

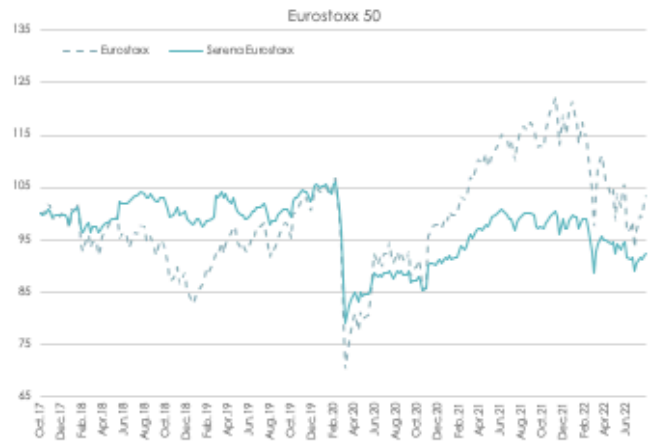
Period : 03 Jan 17 - 09 Aug 22

Performance sur les indices



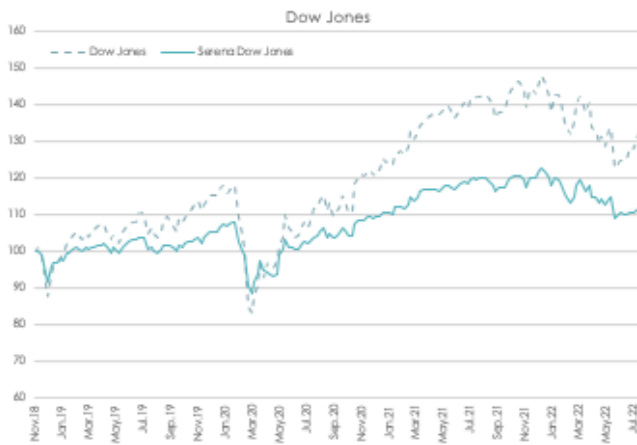
	Serena SMI	SMI
Total Return (in %)	1.87%	22.42%
Annualized Return (in %)	0.38%	4.21%
Annualized Volatility (in %)	10.44%	13.55%
Sharpe Ratio (Risk-Free rate = 0)	0.04	0.31

Period : 19 Sep 17 - 09 Aug 22



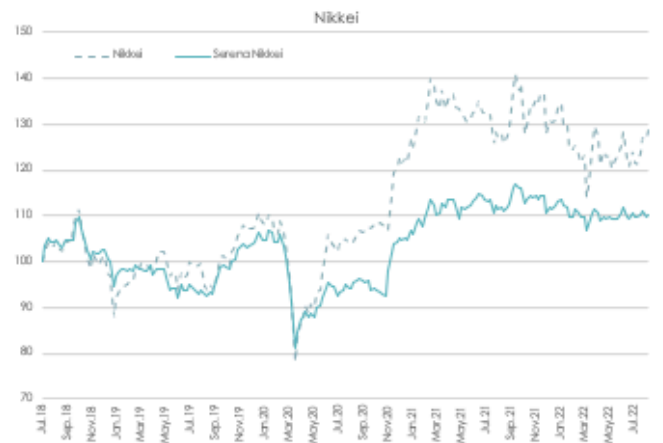
	Serena Eurostoxx 50	Eurostoxx
Total Return (in %)	-7.46%	3.24%
Annualized Return (in %)	-1.59%	0.66%
Annualized Volatility (in %)	11.26%	18.69%
Sharpe Ratio (Risk-Free rate = 0)	-0.14	0.04

Period : 10 Oct 17 - 09 Aug 22



	Serena Dow Jones	Dow Jones
Total Return (in %)	11.79%	32.31%
Annualized Return (in %)	3.05%	7.84%
Annualized Volatility (in %)	10.76%	19.33%
Sharpe Ratio (Risk-Free rate = 0)	0.28	0.41

Period : 27 Nov 18 - 09 Aug 22



	Serena Nikkei	Nikkei
Total Return (in %)	10.24%	28.52%
Annualized Return (in %)	2.40%	6.29%
Annualized Volatility (in %)	12.08%	18.63%
Sharpe Ratio (Risk-Free rate = 0)	0.20	0.34

Period : 03 Jul 18 - 09 Aug 22