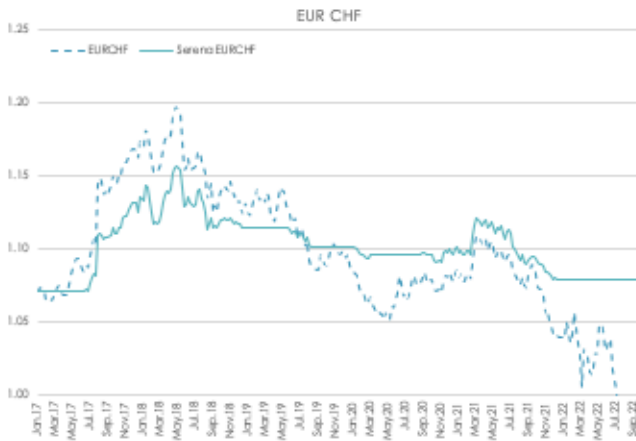


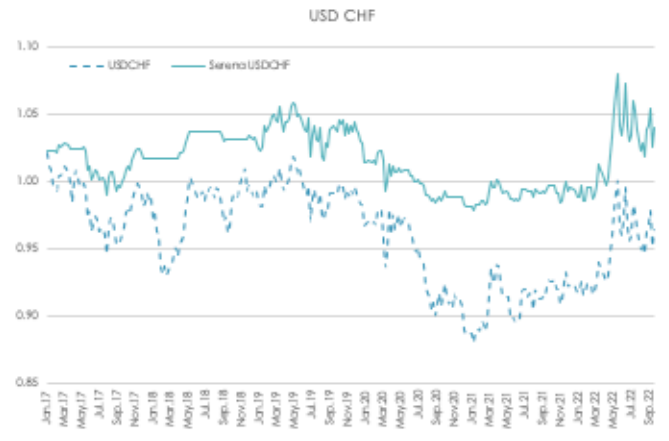


Performance sur les devises



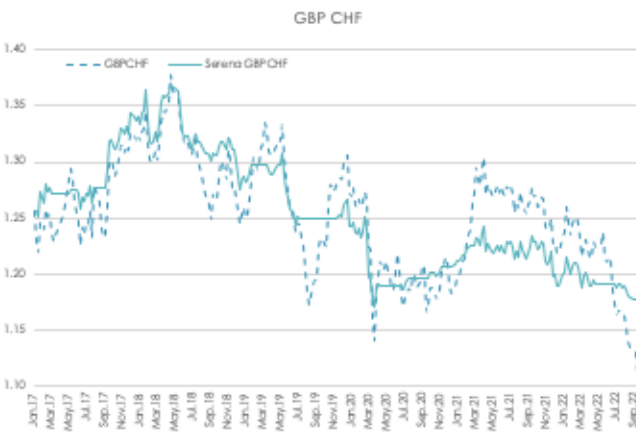
	Serena EUR CHF	EUR CHF
Total Return (in %)	0.67%	-9.70%
Annualized Return (in %)	0.12%	-1.75%
Annualized Volatility (in %)	2.23%	4.62%
Sharpe Ratio (Risk-Free rate = 0)	0.05	-0.38

Period : 03 Jan 17 - 20 Sep 22



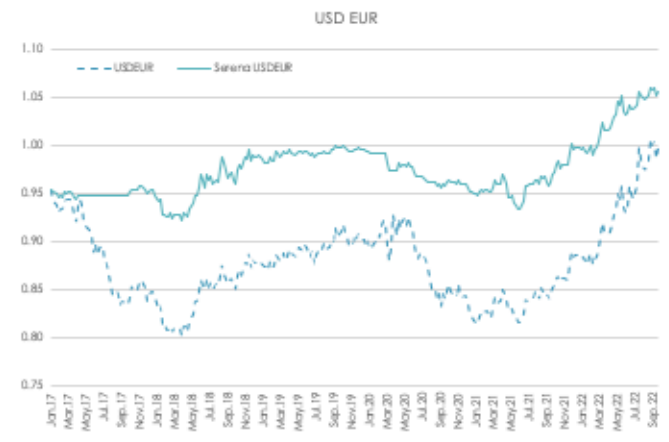
	Serena USD CHF	USD CHF
Total Return (in %)	1.57%	-5.55%
Annualized Return (in %)	0.27%	-0.98%
Annualized Volatility (in %)	5.01%	7.13%
Sharpe Ratio (Risk-Free rate = 0)	0.05	-0.14

Period : 03 Jan 17 - 20 Sep 22



	Serena GBP CHF	GBP CHF
Total Return (in %)	-6.57%	-12.25%
Annualized Return (in %)	-1.17%	-2.23%
Annualized Volatility (in %)	4.26%	7.89%
Sharpe Ratio (Risk-Free rate = 0)	-0.27	-0.28

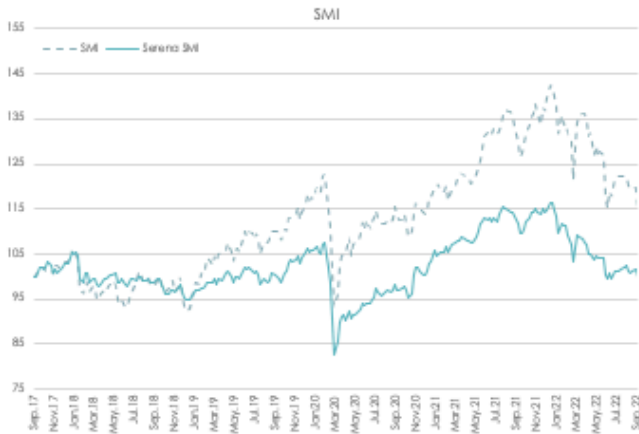
Period : 03 Jan 17 - 20 Sep 22



	Serena USD EUR	USD EUR
Total Return (in %)	10.61%	4.61%
Annualized Return (in %)	1.76%	0.78%
Annualized Volatility (in %)	3.64%	7.01%
Sharpe Ratio (Risk-Free rate = 0)	0.48	0.11

Period : 03 Jan 17 - 20 Sep 22

## Performance sur les indices



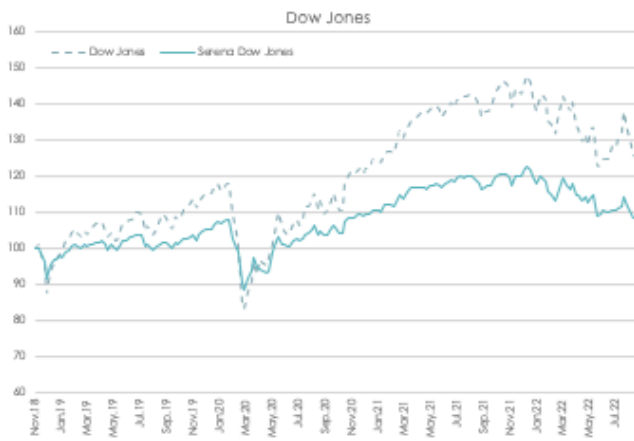
	Sema SMI	SMI
Total Return (in %)	-0.22%	15.22%
Annualized Return (in %)	-0.04%	0.00%
Annualized Volatility (in %)	10.36%	13.55%
Sharpe Ratio (Risk-Free rate = 0)	0.00	0.00

Period : 19 Sep 17 - 20 Sep 22



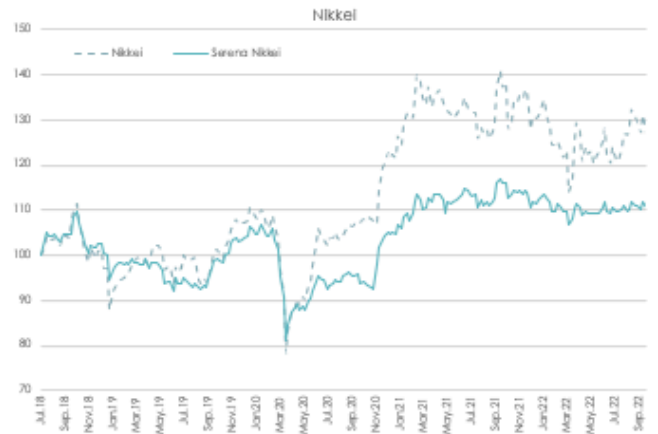
	Sema Eurostoxx 50	Eurostoxx
Total Return (in %)	-10.02%	-3.66%
Annualized Return (in %)	-2.11%	-0.75%
Annualized Volatility (in %)	11.20%	18.69%
Sharpe Ratio (Risk-Free rate = 0)	-0.19	-0.04

Period : 10 Oct 17 - 20 Sep 22



	Sema Dow Jones	Dow Jones
Total Return (in %)	8.16%	24.49%
Annualized Return (in %)	2.07%	5.89%
Annualized Volatility (in %)	10.76%	19.33%
Sharpe Ratio (Risk-Free rate = 0)	0.19	0.30

Period : 27 Nov 18 - 20 Sep 22



	Sema Nikkei	Nikkei
Total Return (in %)	10.73%	27.09%
Annualized Return (in %)	2.44%	5.83%
Annualized Volatility (in %)	11.97%	18.63%
Sharpe Ratio (Risk-Free rate = 0)	0.20	0.31

Period : 03 Jul 18 - 20 Sep 22