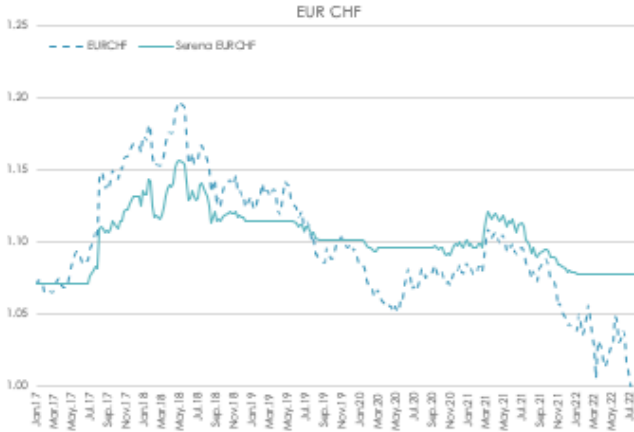


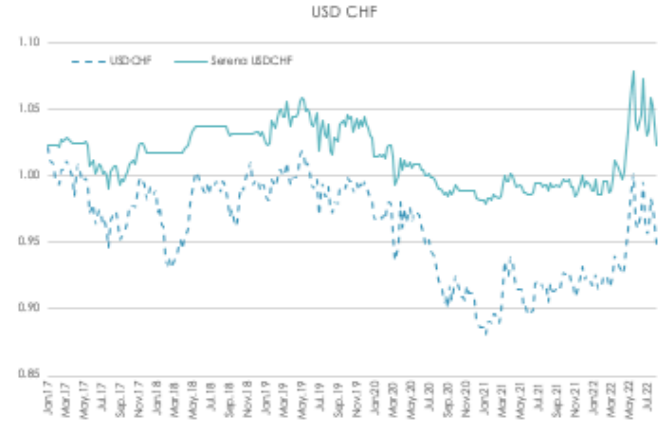


Performance sur les devises



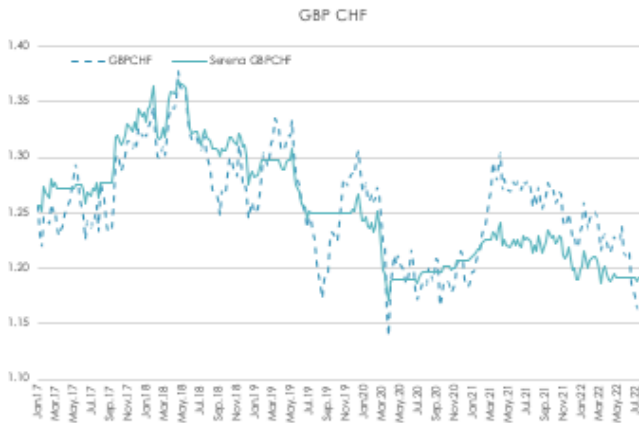
	Serena EUR CHF	EUR CHF
Total Return (in %)	0.67%	-8.92%
Annualized Return (in %)	0.12%	-1.64%
Annualized Volatility (in %)	2.26%	4.60%
Sharpe Ratio (Risk-Free rate = 0)	0.05	-0.36

Period : 03 Jan 17 - 02 Aug 22



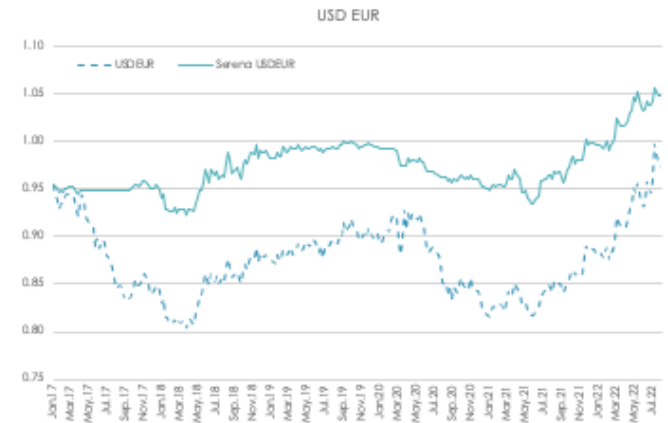
	Serena USD CHF	USD CHF
Total Return (in %)	-0.08%	-7.08%
Annualized Return (in %)	-0.01%	-1.29%
Annualized Volatility (in %)	4.79%	7.03%
Sharpe Ratio (Risk-Free rate = 0)	0.00	-0.18

Period : 03 Jan 17 - 02 Aug 22



	Serena GBP CHF	GBP CHF
Total Return (in %)	-5.42%	-7.39%
Annualized Return (in %)	-0.98%	-1.35%
Annualized Volatility (in %)	4.31%	7.92%
Sharpe Ratio (Risk-Free rate = 0)	-0.23	-0.17

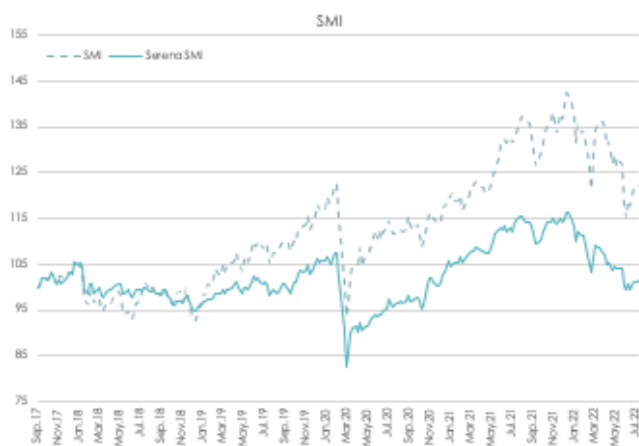
Period : 03 Jan 17 - 02 Aug 22



	Serena USD EUR	USD EUR
Total Return (in %)	9.68%	2.07%
Annualized Return (in %)	1.65%	0.36%
Annualized Volatility (in %)	3.66%	6.96%
Sharpe Ratio (Risk-Free rate = 0)	0.45	0.05

Period : 03 Jan 17 - 02 Aug 22

Performance sur les indices



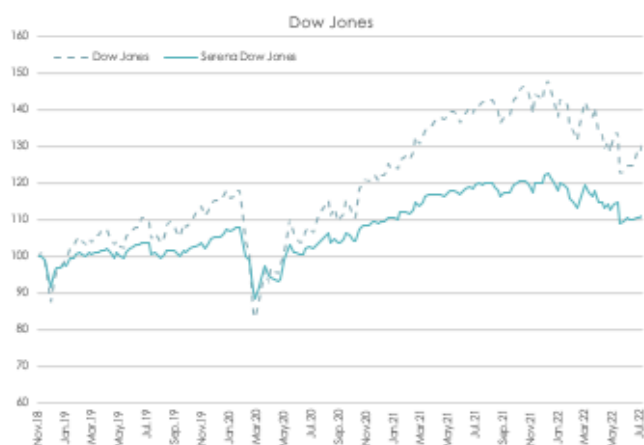
	Serena SMI	SMI
Total Return (in %)	1.72%	22.27%
Annualized Return (in %)	0.35%	4.20%
Annualized Volatility (in %)	10.46%	13.55%
Sharpe Ratio (Risk-Free rate = 0)	0.03	0.31

Period : 19 Sep 17 - 02 Aug 22



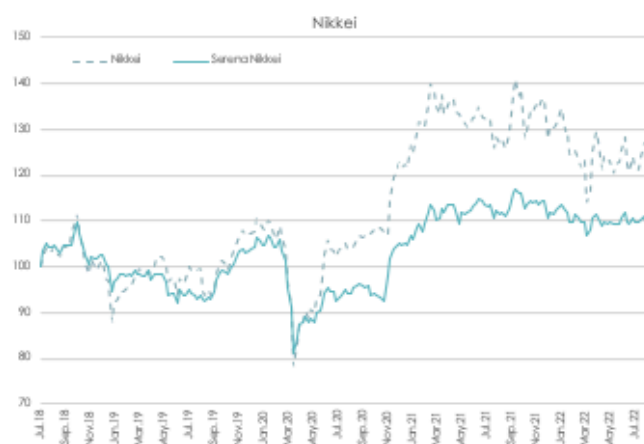
	Serena Eurostoxx 50	Eurostoxx
Total Return (in %)	-7.83%	2.38%
Annualized Return (in %)	-1.67%	0.49%
Annualized Volatility (in %)	11.28%	18.69%
Sharpe Ratio (Risk-Free rate = 0)	-0.15	0.03

Period : 10 Oct 17 - 02 Aug 22



	Serena Dow Jones	Dow Jones
Total Return (in %)	11.37%	30.81%
Annualized Return (in %)	2.96%	7.54%
Annualized Volatility (in %)	10.79%	19.33%
Sharpe Ratio (Risk-Free rate = 0)	0.27	0.39

Period : 27 Nov 18 - 02 Aug 22



	Serena Nikkei	Nikkei
Total Return (in %)	9.82%	26.66%
Annualized Return (in %)	2.31%	5.94%
Annualized Volatility (in %)	12.10%	18.63%
Sharpe Ratio (Risk-Free rate = 0)	0.19	0.32

Period : 03 Jul 18 - 02 Aug 22